

Community Health Needs Assessment Webinar

Tamara Bourda, PhD, MPH

March 27, 2018

Webinar Series

Purpose and Agenda

Purpose: this webinar series is designed to review the process of conducting a Community Health Needs Assessment (CHNA) and developing an Implementation Strategy; review the IRS requirements; provide resources and frameworks; and determine needs, opportunities and next steps for CHI tax-exempt facilities.

Agenda

- Reflection
- Accessing CHNA webinars
- 6 steps in conducting a CHNA
- Proposed timeline
- CHNA readiness
- Questions and discussion

Reflection

Doctors' Day- March 30

On this Doctors' Day, let us reflect on what it means to be a "healing presence."

It is a call ...

To listen more than we speak

To remain calm even when others are in chaos

To stay clear and focused even when no clear direction is apparent

To value people exactly as they are and not as we think they should be

To be with people who are suffering, rather than trying to have all of the answers or explain that which ultimately is "mystery"

To let go of the temptation to show only the clinical and professional side and hold back the personal and human side of caring

Healing presence is not about doing something, it is about being present. And, when we enter this vulnerable state of simply being with another person who is in pain or in sorrow, we experience the healing power of God.

Reflection

Doctors' Day- March 30 (continued)

Let us pray ...

Good and gracious God,

You are the source of all healing. In you we have a share of the wonderful ministry we call “healing presence.” Today, we honor physicians for the excellent care they give and how they serve as role models for others. We know what we truly celebrate is the way your grace moves through each of them to reveal your healing touch, your compassionate glance, your consoling words. Bless them in a special way today and strengthen them so they might continue to be your healing presence to others.

Bless the patients and their families who will come to them. In their vulnerable state, they need to feel you are with them. Through the respect, dignity and compassion shown to them by their physicians, may patients and families experience your divine presence. We ask this in the power of your Holy Name. Amen.

Accessing CHNA Webinars

- Recorded webinar sessions and slides are available at <https://www.missiononline.net/healthy-communities/chna/>
- CHNA Topic Reference Guide of educational resources
- Presentation slides by topic, date and video recording
- Overview of Part 1- CHNA Kickoff Webinar on Jan 31,2018
 - Obtain the CHA Assessing and Addressing Community Health Needs Guide
 - Plan and prepare for the CHNA
 - Determine your internal CHNA team and resources

Assessing and Addressing Community Health Needs

<https://www.chausa.org/communitybenefit/assessing-and-addressing-community-health-needs>

This book offers practical advice on how hospitals can work with community and public health partners to assess community health needs and develop effective strategies for improving health.

A concise overview of new federal requirements and recommended practices for tax-exempt hospitals to conduct community health needs assessments and adopt implementation strategies to address identified needs in our communities.



CHA
Catholic Health Association
of the United States
**Assessing & Addressing
Community Health Needs**
2015 EDITION II

160 pages



CHA
Catholic Health Association
of the United States
**Assessing & Addressing
Community Health Needs**
A SUMMARY OF NEW REQUIREMENTS & RECOMMENDED
PRACTICES | JANUARY 2015

12 pages

Ordering on CHA website

Product

SHARE  



Assessing and Addressing Community Health Needs (2015 Edition)

Product Code: 3158

Product Options:

Member Price: **\$0**

Non-Member Price: **\$40**

Quantity:

Add to Cart

Product Options:

Member Price: **\$20**

Non-Member Price: **\$60**

6 Steps in Conducting a CHNA

Pages 27-91

Step 1: Plan and prepare for the assessment

Step 2: Determine the purpose and scope of the Community Health Needs Assessment

Step 3: Identify data that describes the health and needs of the community

Step 4: Understand and interpret the data


Step 5: Define and validate priorities

Step 6: Document and communicate results

Overview of Step 1

Page 27-41

Conducting a Community Health Needs Assessment



STEP 1: PLAN AND PREPARE FOR THE ASSESSMENT

In this step you will:

- 1.1 DETERMINE WHO IN THE HOSPITAL WILL PARTICIPATE IN THE NEEDS ASSESSMENT PROCESS.
 - 1.2 PLAN FOR COMMUNITY ENGAGEMENT.
 - 1.3 ENGAGE HOSPITAL BOARD AND EXECUTIVE LEADERSHIP.
 - 1.4 DETERMINE HOW THE COMMUNITY HEALTH NEEDS ASSESSMENT WILL BE CONDUCTED.
 - 1.5 IDENTIFY AND OBTAIN AVAILABLE RESOURCES.
 - 1.6 DEVELOP A PRELIMINARY TIME LINE.
-

Please note: as you work through activities in this step, you will notice that the activities are not necessarily sequential. The activities inform one another and are interrelated.

Purpose and Scope

Page 41-48

STEP 2:

DETERMINE THE PURPOSE AND SCOPE OF THE COMMUNITY HEALTH NEEDS ASSESSMENT

In this step you will:

- 2.1 DETERMINE THE PURPOSE OF THE NEEDS ASSESSMENT.
 - 2.2 DEFINE THE COMMUNITY.
 - 2.3 REVISIT RESOURCE NEEDS.
-

Describing the Community

Page 48-67

STEP 3: IDENTIFY DATA THAT DESCRIBES THE HEALTH AND NEEDS OF THE COMMUNITY

In this step you will:

- 3.1 UNDERSTAND THE DIFFERENT TYPES OF DATA.
 - 3.2 REVIEW AND EVALUATE PRIOR ASSESSMENTS AND REPORTS.
 - 3.3 DESCRIBE COMMUNITY DEMOGRAPHICS.
 - 3.4 SELECT INDICATORS.
 - 3.5 IDENTIFY RELEVANT SECONDARY DATA FOR INDICATORS.
 - 3.6 COLLECT COMMUNITY AND PUBLIC HEALTH INPUT AND FEEDBACK.
-

STEP 4: UNDERSTAND AND INTERPRET THE DATA

In this step you will:

- 4.1 ANALYZE AND INTERPRET THE DATA
 - 4.2 IDENTIFY DISPARITIES
 - 4.3 IDENTIFY AND UNDERSTAND CAUSAL FACTORS
 - 4.4 IDENTIFY MAJOR COMMUNITY HEALTH NEEDS
-

STEP 5: DEFINE AND VALIDATE PRIORITIES

In this step you will:

- 5.1 DETERMINE WHO WILL BE INVOLVED IN THE SETTING OF PRIORITIES.
 - 5.2 ESTABLISH CRITERIA FOR SETTING PRIORITIES.
 - 5.3 IDENTIFY PRIORITIES.
 - 5.4 VALIDATE PRIORITIES.
-

STEP 6: **DOCUMENT AND COMMUNICATE RESULTS**

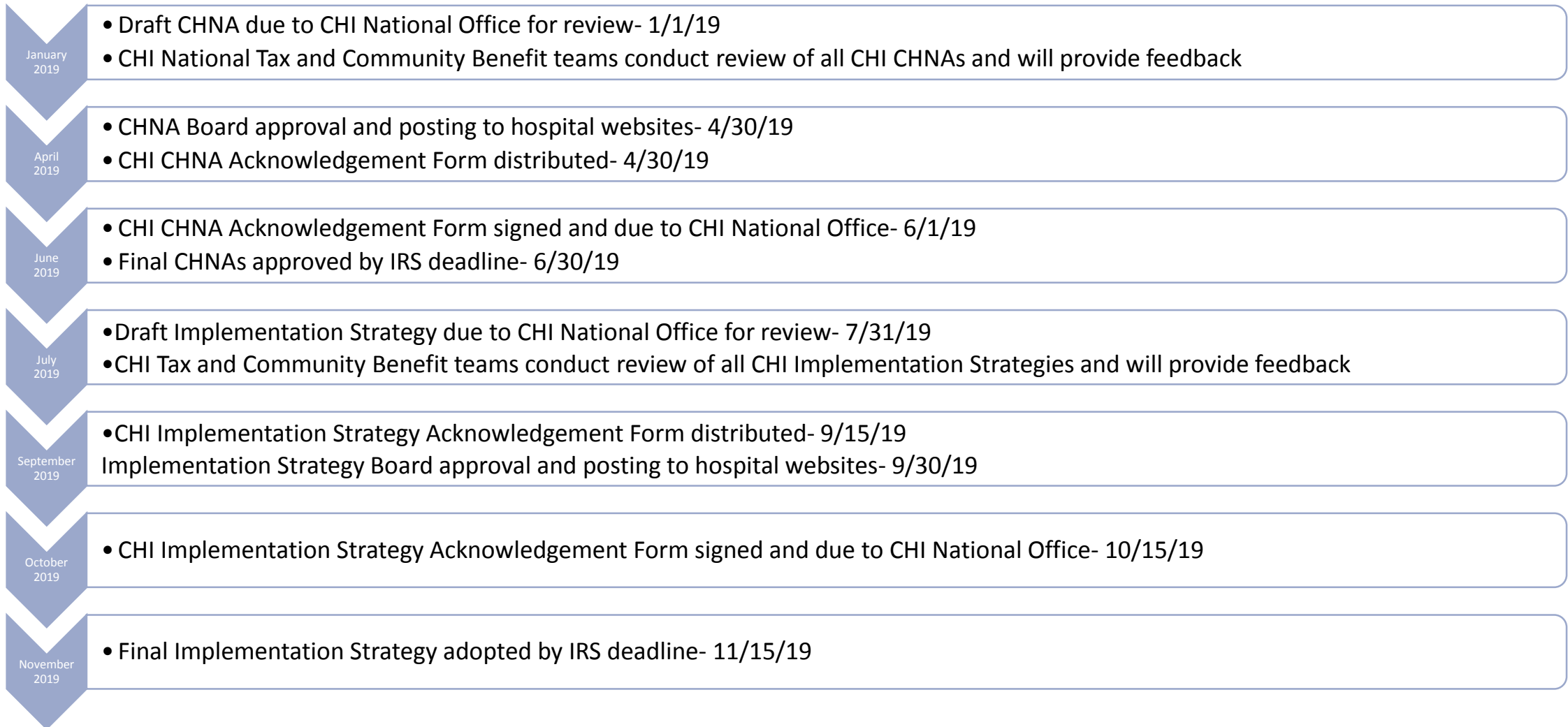
The community health needs assessment should be presented in a manner easily understandable and accessible to your community.

In this step, you will:

- 6.1 **WRITE THE ASSESSMENT REPORT.**
 - 6.2 **DEVELOP TABLES, GRAPHS AND MAPS TO DISPLAY DATA.**
 - 6.3 **DISSEMINATE RESULTS WIDELY.**
-

2019 Milestones

For CHNA and Implementation Strategies



CHNA Readiness


Discussion

- What additional resources or information do you need at this planning stage?
- How have you communicated with your internal workgroup and leadership team?
- What barriers or challenges have occurred since you have begun the CHNA process?
- What successes or opportunities have occurred since you have begun the CHNA process?
- What external partners have been engaged early in this process?
- Are the local public health department or other area hospitals on the same assessment cycle?

Key Takeaways

- ❑ Obtain the CHA Assessing and Addressing Community Health Needs Guide
- ❑ Review Mission Network <http://www.missiononline.net/healthy-communities/>
 - CHI Healthy Communities programs
 - Prior and current CHNA educational webinars
 - Links to programs, resources, and external partners
- ❑ Continue to implement steps 1- 6 from the CHA guide
- ❑ Participate in the next CHNA webinar presentation

Questions, comments, feedback



Next webinar: CHI CHNA Acknowledgement Form